


# *AI for Everyone, Everywhere*



# Disclaimer

This document is drafted by OPENEDGES Technology, Inc. (the 'Company' or "OPENEDGES") for the purpose of providing information at presentations to be provided for institutional and individual investors.

Any act of divulging, copying, or redistributing this document is prohibited. Your attendance at this presentation will be deemed as acceptance of compliance with the above restrictions, and any violation of the applicable restrictions may constitute a breach of the Financial Investment Services and Capital Markets Act.

None of the "forecast information" contained herein has been subject to verification. Considering that such forecast information is necessarily about future events, the relevant information concerns the Company's future management status and financial performance and thus includes certain expressions such as 'expected', 'forecast', 'planned', 'anticipated', '(E)' or the like. The aforesaid "forecast information" is influenced by factors such as fluctuations in management conditions, so actual future performance may significantly differ from the statements as specified or implied in such "forecast information".

Please understand that any forecasts are drafted as of the date of presentation in consideration of the market conditions and the Company's management directions, etc. and are subject to change based on the market condition fluctuations and strategic modifications.

It is hereby notified that the Company and its officers will not assume any liabilities for losses arising out of the utilization of this document, whether caused by negligence or otherwise.

This document is not intended for offering, sales, sale and purchase, and subscription for shares, and no part of this document may be used as a basis or ground for related agreements and arrangements or investment decisions.

# The Future of AI Computing

## Table of Contents

Openedges Technology  
At a Glance 개념승인기술

Prologue

**01**

Structural Growth of  
System Semiconductor  
Market

**02**

OPENEDGES Technology,  
as Korea's most renowned  
AI semiconductor IP  
design company

**03**

Business  
Performance


Appendix

# Openedges Technology at a Glance

**98%**

Sales Revenue CAGR(Last 5yrs)

\* FY2019~2023



**52**

Number of Cumulative License Agreements

\* As of 2023.12.31



**130**

Global R&D Engineers

\* Largest among Korean IP Providers



**AI for Everyone, Everywhere**

**OPENEDGES**  
Technology, Inc.

**30+**

Number of Clients

\* Secured global top-tier customers such as Samsung Electronics, SK Hynix, and Micron



**20+**

IP products available for sale

\* Number of IP Products within 4 IP categories



**3**


Global R&D Centers

\* Located in Korea, US & Canada



# Prologue

OPENEDGES Technology's Business Areas



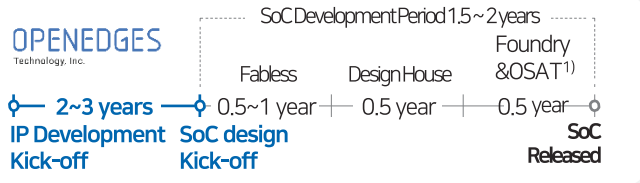
# OPENEDGES Technology's Business Areas ①

**Semiconductor IP is a ready-made solution requiring high-level technologies that enable faster development of SoC (System on Chip) such as AI semiconductors, reduce costs, and mitigate the risk of failure risks in development that can cost \$100 million**



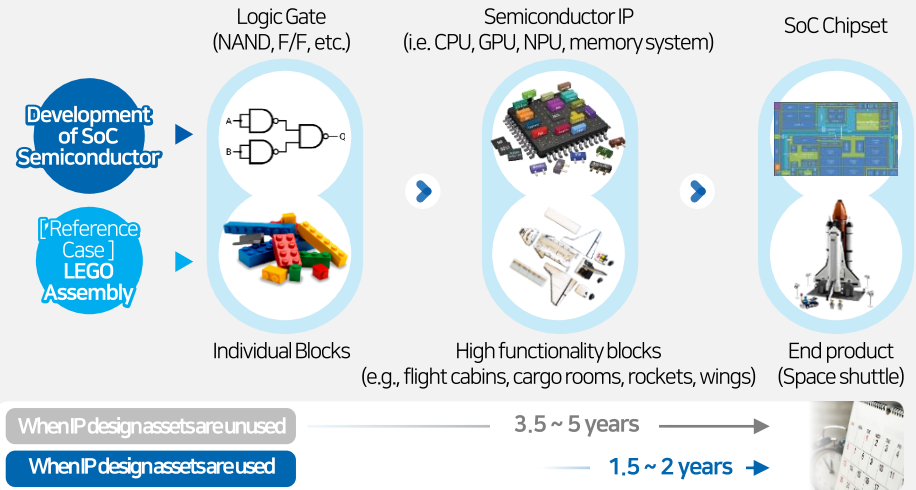
## What is Semiconductor IP?

Previously designed/verified function blocks, such as CPU, GPU, and NPU, that can be embedded in SoC




※ Note 1) Outsourced Semiconductor Assembly and Test (Packaging and backend company)

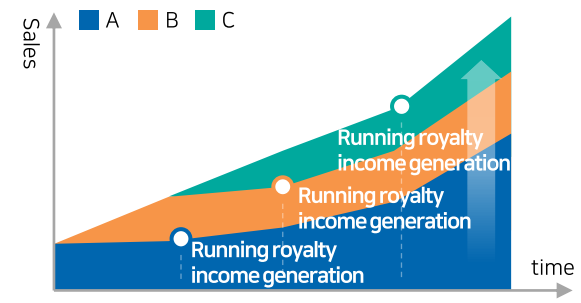
**Reduction in SoC design time and cost for fabless companies**



## Semiconductor IP Business Profit Structure

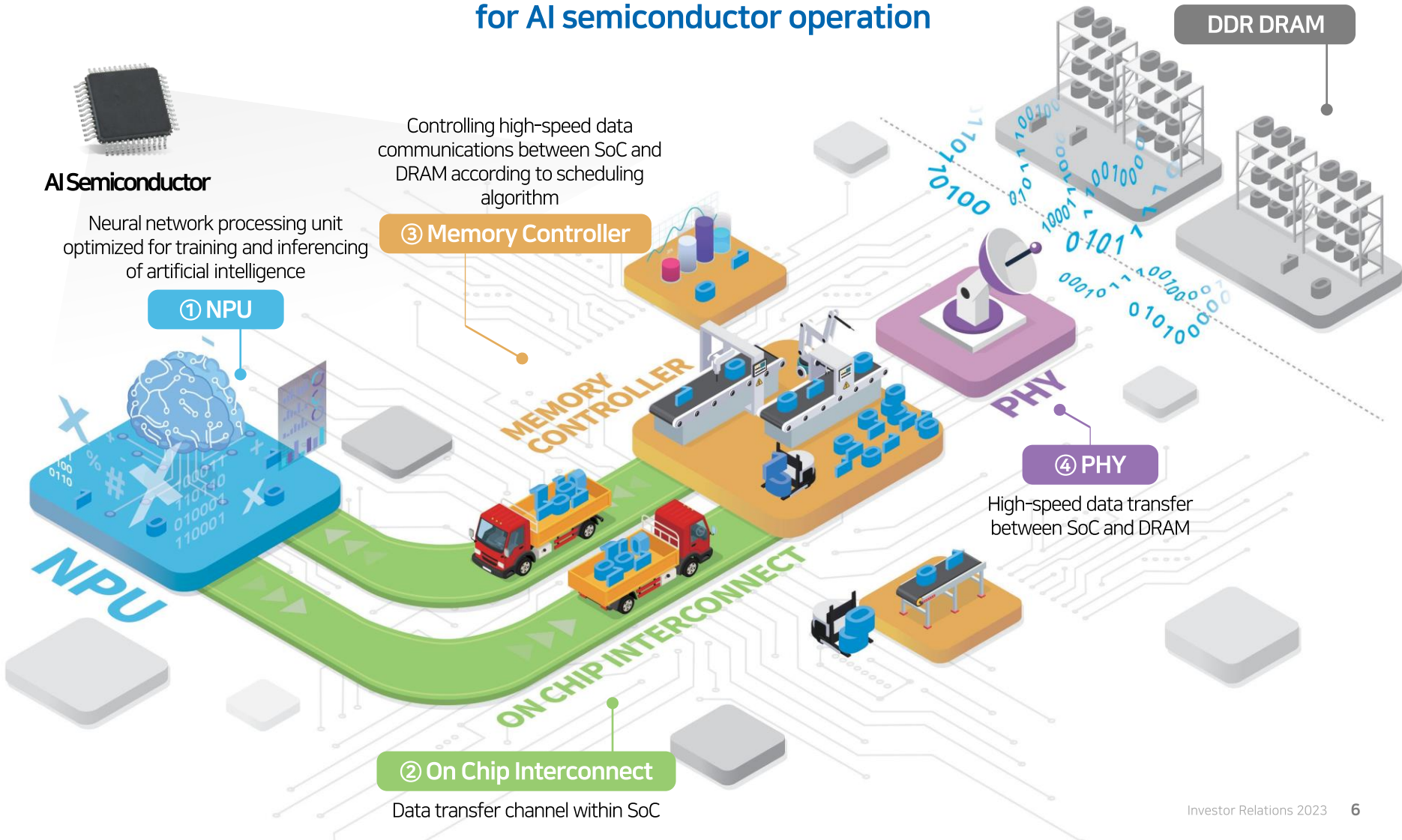


※ The semiconductor IP industry has been oligopolistic, dominated by a few market players due to high technical barriers to entry.



# OPENEDGES Technology's Business Areas ②


## Design and provision of integrated IP solution that serves as a basis for AI semiconductor operation



# 01

## Structural Development of System Semiconductor Market

- 01. Growth of AI Semiconductor & IP Market
- 02. Roles of Semiconductor IP Design Company





# 01 | Growth of Global System Semiconductor Market

**Contrary to memory semiconductors, system semiconductors are continuing their steady growth**

## Prospects for Global Semiconductor Market 2024

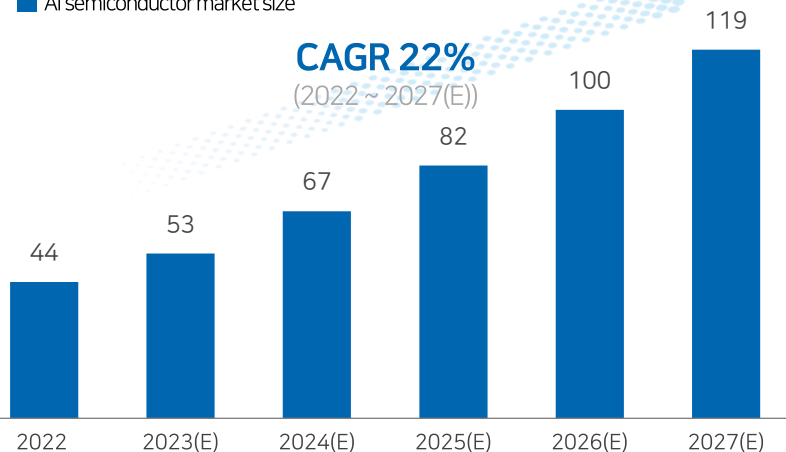


※ Source: WSTS, Nov 2023 (Excluding Optoelectronics, Discrete Semiconductors and sensors)

## Prospects of Global AI Semiconductor Market

(Unit: \$ B)

■ AI semiconductor market size



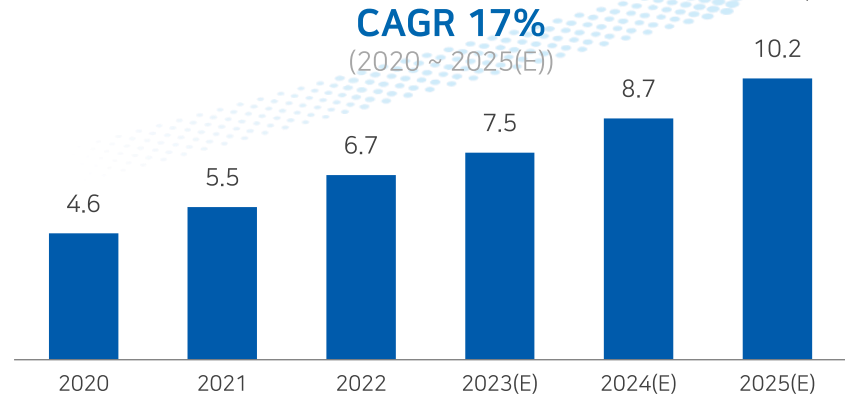
※ Source: AI Semiconductor (Gartner, Aug 2023), Estimated by company

## Global Semiconductor IP market forecast

Company	2022 Sales (\$ M)	CAGR (2018-2022)
arm	2,742	14%
SYNOPSIS®	1,315	20%
cādence®	358	17%
<b>OPENEDGES</b> Technology, Inc.	7.7	95%
Others		14%
<b>Total</b>		16%

■ Semiconductor IP market size

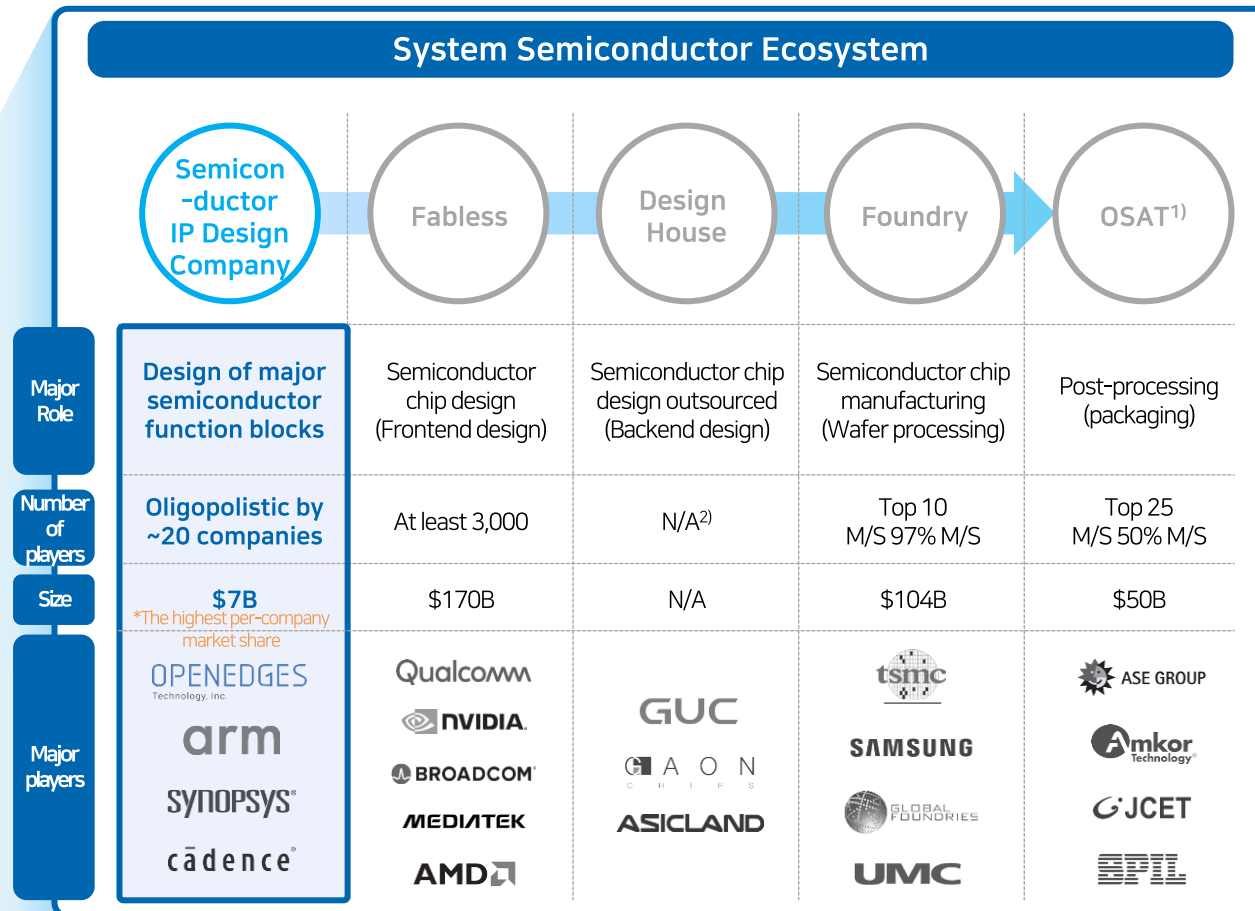
(Unit: \$ B)



※ Source: Design IP revenues (Ipnest, Apr 2023), Press Clipping

# 03 | Roles of Semiconductor IP Design Companies

Semiconductor IP companies aim to develop and supply function blocks as needed by Fabless and Design House in a proactive manner.



**Reasons for IP oligopoly**

Higher demand for proven IPs

IP companies with proven IPs are in high demand due to the rising entry barriers

Requires highly proficient technical personnel

Requires R&D investments for at least 3 years


※ Note 1) (Outsourced) Semiconductor Assembly and Test: Semiconductor package assembly and test company that is responsible for performing post-processing after wafer process

Note 2) Design House market does not have a reliable market size data as it is in its initial formation stage.

# 02

## **OPENEDGES Technology, as Korea's most renowned AI semiconductor IP design company**

- 01. The Overview of OPENEDGES's Core Competitiveness
- 02. A Global Team of Professionals
- 03. Industry's Highest Technological Competitiveness
- 04. Verified Global Track Records
- 05. Business Partnership with Global Enterprises



# 01 | The Overview of OPENEDGES' Core Competitiveness

**OPENEDGES holds the key success factors**  
to become a global leader in the AI semiconductor IP market

01



**A Global team of Professionals**



02



**Industry's highest technological competitiveness**



03



**Verified global track records**



04

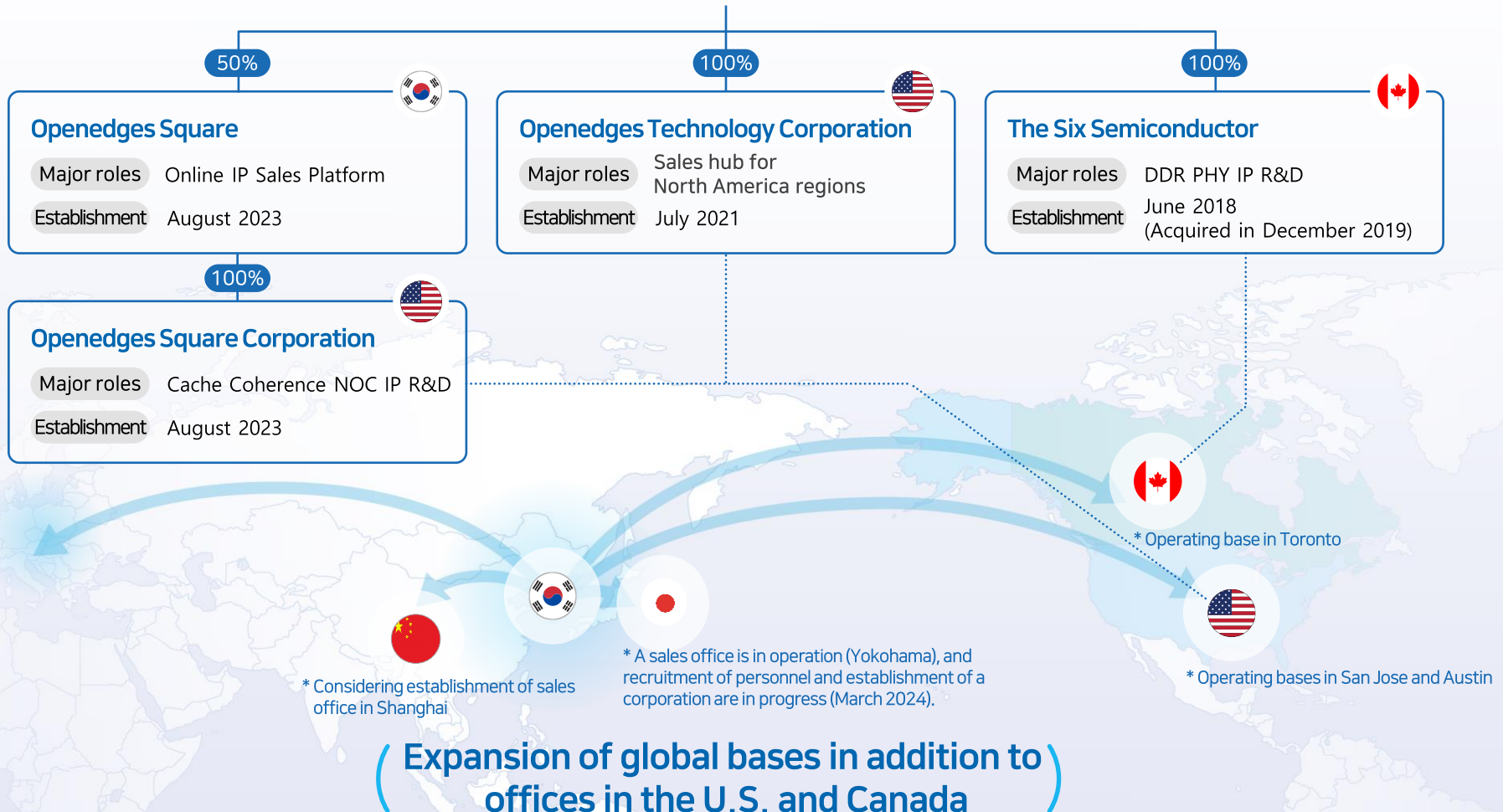


**Strategic partnership with global enterprises**



# 02 | A Global Team of Professionals – Global Presence

## OPENEDGES Technology, Inc.



# 02 | A Global Team of Professionals

## Leadership of industry-leading experts with over 20 years of experience from Samsung Electronics/SK Hynix, and more.



### R&D personnel

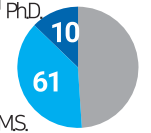
Among the total personnel (152 team members)

**86%**




Percentage of Ph.D. and MS. degree holders (71 members) among the R&D personnel

**47%**



### Status of Each Country



**Sean Lee**  
Representative Director / CEO

SAMSUNG | SAMSUNG ADVANCED INSTITUTE OF TECHNOLOGY

Ph.D. Candidate in Electrical and Computer Engineering, Seoul National University  
 • 2017-Present: Representative Director, OPENEDGES Technology, Inc.  
 • 2008-2015: Principal Researcher, Samsung Electronics (Exynos Development)  
 • 2007-2008: Samsung Advanced Institute of Technology



**Cody Hwang**  
R&D Center Head / CTO / Co-founder

CodeHolics/ codeholics | 대우전자 | Chips&Media

M.S.in Electrical Engineering, Seoul National University  
 • 2017- Present: CTO, OPENEDGES Technology, Inc.  
 • 2010-2015: CTO, CodeHolics  
 • 2000-2010: Daewoo Electronics, Chips & Media



**Jake Choi**  
NPU Team Head

SK hynix | SAMSUNG

Ph.D. in Electrical and Computer Engineering, Purdue University  
 • 2018-Present: NPU Team Head, OPENEDGES Technology, Inc.  
 • 2015-2018: Principal Researcher, SK Hynix  
 • 2009-2014: Architecture Lab Part Head, Samsung Electronics



**Henry Moon**  
Memory controller Team Head

SK hynix | SAMSUNG

M.S.in Computer Engineering, Seoul National University  
 • 2018-Present: MC Team Head, OPENEDGES Technology, Inc.  
 • 2017-2018: Memory System Laboratory Part Head, SK Hynix  
 • 2000-2016: AP Development Team Part Head, Samsung Electronics



**Richard Fung**  
TSS/CEO

AMD | PERASO

M.S. in Electrical and Electronic Engineering, Univ. of Toronto  
 • 2018-Present: CEO, The Six Semiconductor  
 • 2012-2018: Silicon Director, etc., Peraso Technologies  
 • 2000-2011: PHY Analog Design Manager, AMD



**Ricky Lau**  
TSS/CTO

AMD | SYNOPSYS

M.S. in Electrical and Electronic Engineering, Univ. of Toronto  
 • 2018-Present: CTO, The Six Semiconductor  
 • 2014-2018: PHY Digital Design Engineer, Synopsys  
 • 2003-2014: PHY Analog Design Engineer, etc., AMD



**Moez Cherif**

ARTERIS IP | MAGMA | SYNOPSYS

Ph.D. in Computer Science, INPG Univ.  
 • 2021-Present: S/W Group Head, U.S. entity of OPENEDGES Technology  
 • 2018-2021: Principal S/W Architect, Arteris IP  
 • 1995-2017: Synopsys, Magma Design Automation, etc.



**Roger Jennings**  
OTC / VP of Engineering

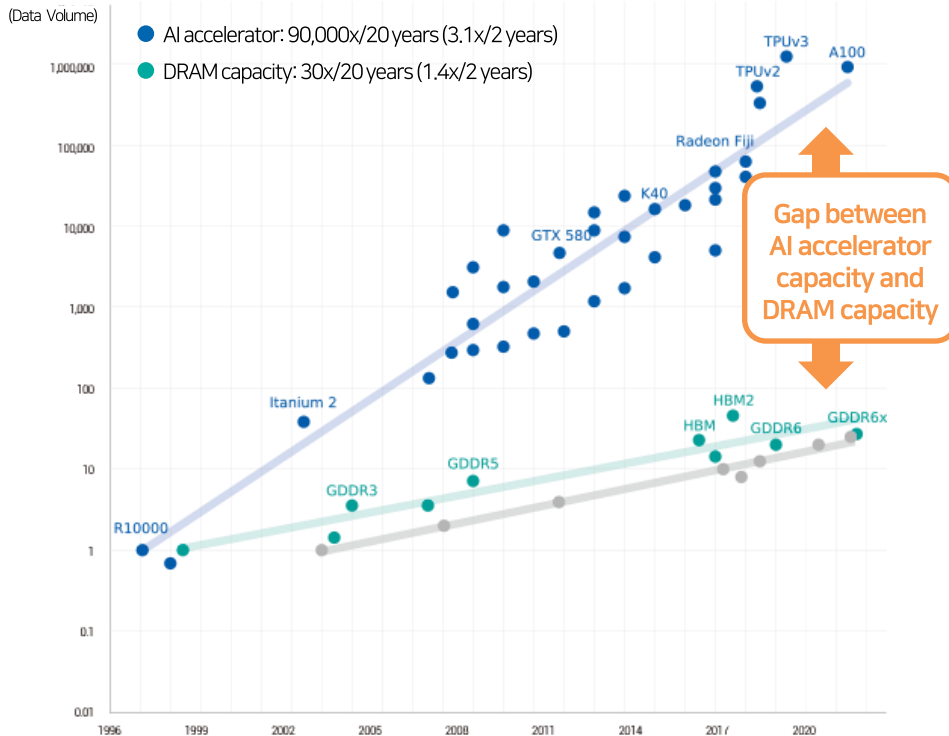
ARTERIS IP | AMD | intel

M.S. in Electrical and Electronic Engineering, Univ. of Memphis  
 • 2022-Present: VP of Engineering, U.S. entity of OPENEDGES Technology, Inc.  
 • 2020-2022: Arteris IP Senior Director of Engineering  
 • 2000-2021: Intel, Juniper Networks, AMD etc.

# 03 | Industry's Highest Technological Competitiveness ①

**AI semiconductors are characterized as 'Data Intensive Computing'**  
 → **Most optimize NPU and memory systems in edge AI with limited resources**  
 OPENEDGES is the only global leading AI semiconductor IP platform provider

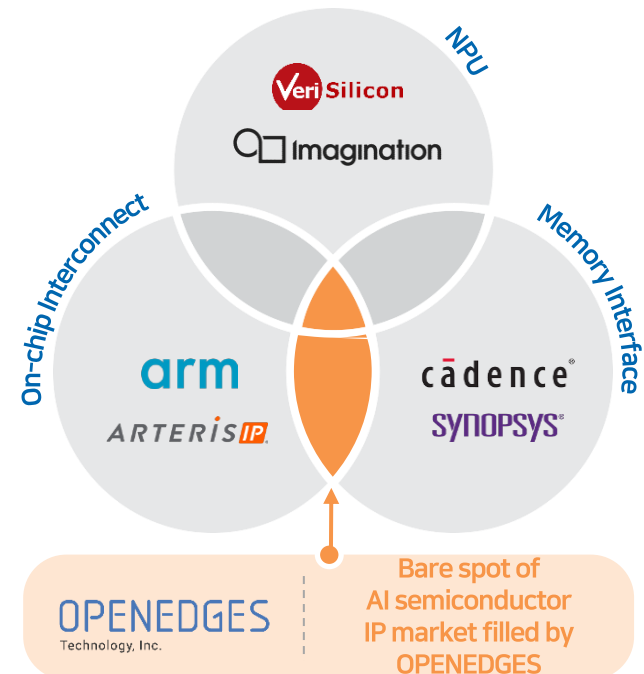
The gap between the required data processing volume and the capacity provided by DRAMs has increased due to the development of AI accelerator technologies



※ Source: AI And Memory Wall By Riselab

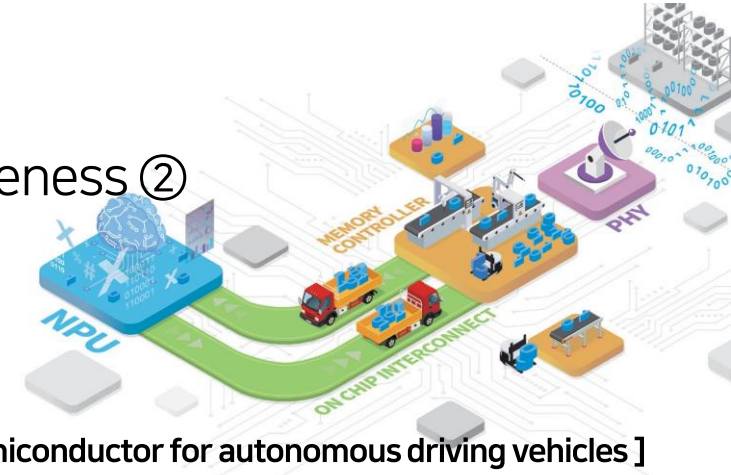
## AI Platform IP for Edge Computing

OPENEDGES is globally the only company that is capable of supplying NPU IP (the core of AI semiconductors) and memory system IP (functions as the 'Back Bone' for all semiconductors) at the same time.

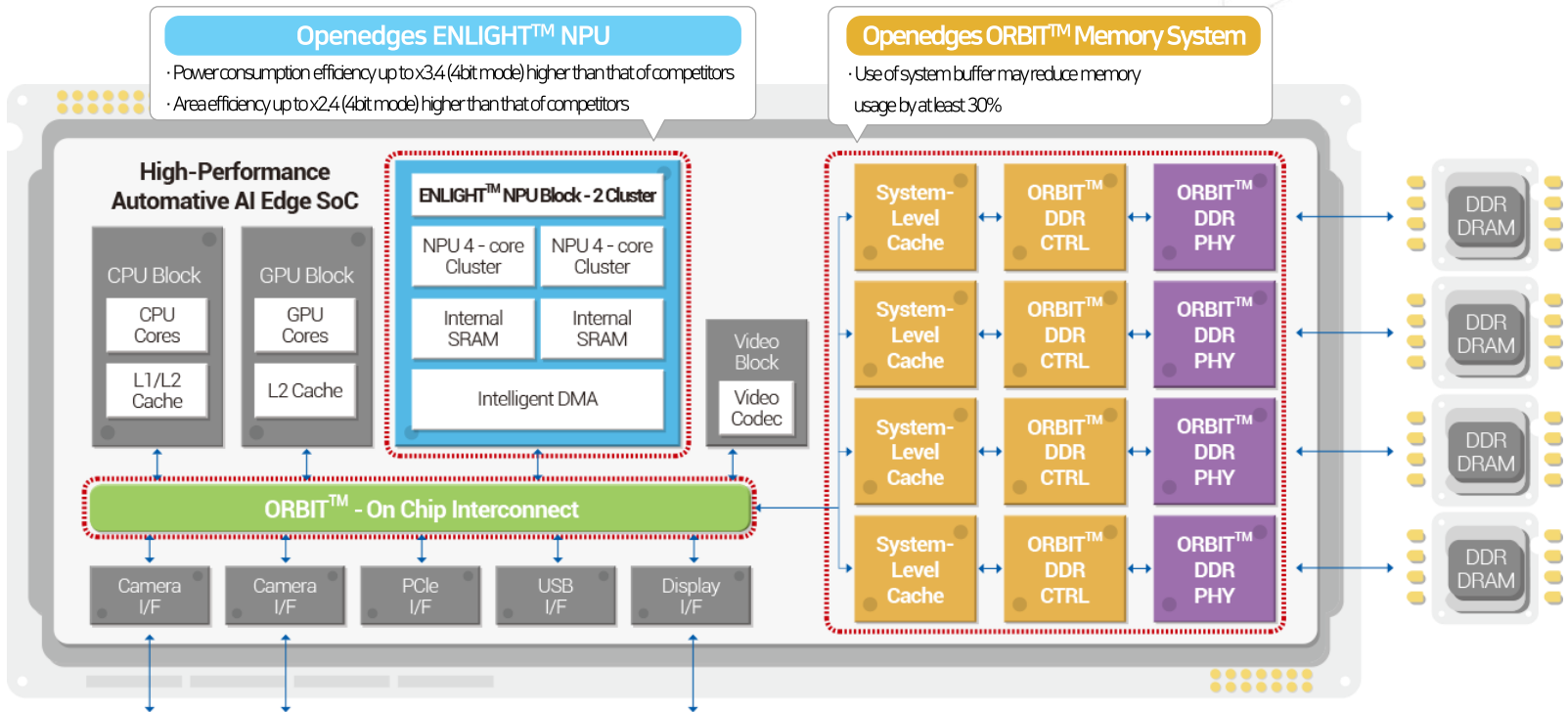


# 03 | Industry's Highest Technological Competitiveness ②

A leading AI semiconductor IP platform provider, OPENEDGES provides higher efficiencies in power, size, and memory compared to its competitors



[ Examples showing OPENEDGES' integrated IP solutions applied to the AI semiconductor for autonomous driving vehicles ]





## 03 | Industry's Highest Technological Competitiveness ③

### Leading the market through the development of cutting-edge technology


구분	IP	Description	개발현황	Remark
AI Platform IP Solution for Edge Computing	ENLIGHT™ (Neural Processing Unit)	ENLIGHT™-L(1st gen. a.k.a v1.0)	Now	Lightweight IoT applications (Keyword recognition, security camera application)
		ENLIGHT™-R(2nd gen. a.k.a v2.0)	Now	Intermediate IoT applications (ADAS)
		ENLIGHT™-P(3rd gen. a.k.a v3.0)	In the process (‘24 1H release)	Automotive high-performance applications (Level 3 or higher self-driving vehicle application)
		ENLIGHT™-X(4th gen. a.k.a v4.0)	In the future	Automotive high-performance applications (Level 4 or higher self-driving vehicle application)
Total Memory System Solution IP (ORBIT™)	OMC™ (DDR Memory Controller)	DDR4/3, LPDDR4X/4/3	Now	Current Mainstream Technology
		LPDDR5X/5/4X/4	Now	Next-generation Mainstream Technology
		HBM3	Now	Server and ultra-high-performance products
		DDR5	Now	Next-generation Mainstream Technology
		GDDR6	Now	High-performance AI product
		GDDR7	In the future	High-performance AI product
		LPDDR6	Near future(‘24)	Next-generation Mainstream Technology
	OPHY™ (DDR PHY)	LPDDR4X/4	Now	TSMC 22nm Nodes
		LPDDR5/4X/4	Now	TSMC 16nm Nodes
		LPDDR4X/4, LPDDR5/4X/4	Now	TSMC 12nm Nodes
		GDDR6	Now	TSMC 12nm Nodes
		LPDDR5X/5/4X/4	Now	TSMC 6/7nm Nodes
		HBM3	Now	TSMC 6/7nm Nodes
		DDR5	Near future(‘24)	TSMC 5nm Nodes
		LPDDR6	In the future	TSMC 4nm(or less) Nodes
		LPDDR3, DDR4/3	Now	Samsung 28nm Nodes
		LPDDR4X/4, LPDDR5/4X/4	Now	Samsung 14nm Nodes
		LPDDR5/4X/4	Now	Samsung 8nm Nodes
		LPDDR5X/5/4X/4	Now	Samsung 5nm Nodes
		LPDDR6	Near future(‘24)	Samsung 4nm(or less) Nodes
GDDR7	In the future	-		
OIC™ (On-Chip-Interconnect)	OIC™	Now (v2 released in ‘24)	Non- Cache-Coherent NoC	
	OIC™-AI	In the process	Cache-Coherent NoC	

# 03 | Industry's Highest Technological Competitiveness ④

**Concentrate on areas that major global competitors cannot cover & expand M/S**

## DDR PHY IP Competition status

Openedges      Synopsys      Cadence



  IP to be developed

**M/S expansion strategy**

- ✓ Synopsys and Cadence are focusing on TSMC 5nm and below leading-edge processes
- ✓ OE is the only one who provides LPDDR5X/5 PHY IP for supporting the SSF 5nm process
- ✓ OE is expecting customer pool through the development of PHY IP for SF 4nm & TSMC 5nm processes
- ✓ OE's PHY IP requires area less than 50% compared to competitors by providing through the test chips

# 03 | Industry's Highest Technological Competitiveness ⑤

## Maximize first-mover advantage of AI semiconductor integrated IP solutions

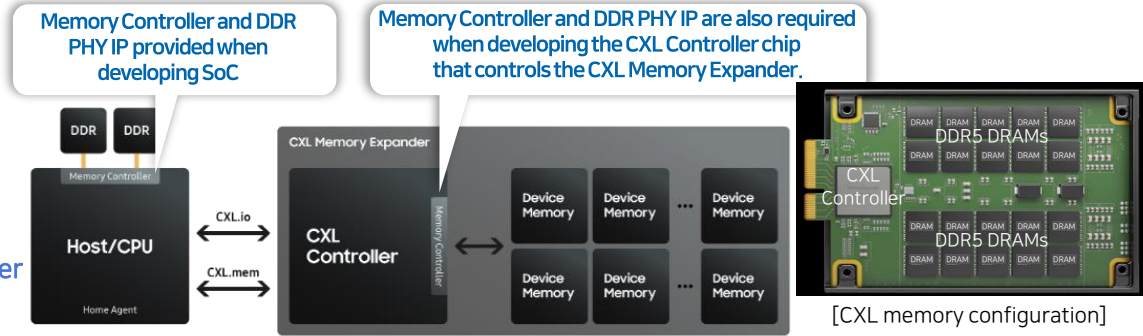
예상 출시 일정		2021		2022		2023		2024		2025	
		1H	2H	1H	2H	1H	2H	1H	2H	1H	2H
ENLIGHT™ Neural Processing Unit		NPU v1.0		NPU v2.0				NPU v3.0 Autonomous Driving		NPU 4.0 Autonomous Driving	
		[Performance] 0.25~2 TOPS [TargetProduct] Light-weight IoT application products (keyword recognition, security camera application)		[Performance] 2~16 TOPS [TargetProduct] Medium or higher level of IoT application products (autonomous driving auxiliary application)		[Performance] 16~250 TOPS [TargetProduct] High-performance application products for vehicles (Application of autonomous driving vehicles with Level 3 or higher)		[Performance] 250~1,000 TOPS [TargetProduct] High-performance application products for vehicles (Multi-Die version application of autonomous driving vehicles with Level 4 or higher)			
OIC™ On-Chip Interconnect	Non-Cache Coherent NOC	OIC v.1.X						OIC v.2.0			
	Cache Coherent NOC									OIC-AI	
OMC™ Memory Controller		GDDR6	LP5X/5 /4X/4		HBM3	DDR5				LP6	
OPHY™ DDR PHY	SAMSUNG		LP4/4X/5 (14nm)				LP5X/5/4X (5nm)			LP6 (4nm)	
	tsmc			LP4/4X/5 GDDR6 (12nm)	LP4/4X/5 (22nm)	HBM3 LP4X/5/5X (7nm)				DDR5 (5nm)	
OUC(TBD) Controller Die to Die (Chiplet)								UCle v1.1 Controller AXI streaming			UCle v1.1 Controller (Full spec.)
OPHY™ PHY Die to Die (Chiplet)	SAMSUNG										OPHY-D2D (5/8nm)
	tsmc										OPHY-D2D (6nm)

# 03 | Industry's Highest Technological Competitiveness ⑥

Leading the next generation of high value-added semiconductor technology expected to grow rapidly

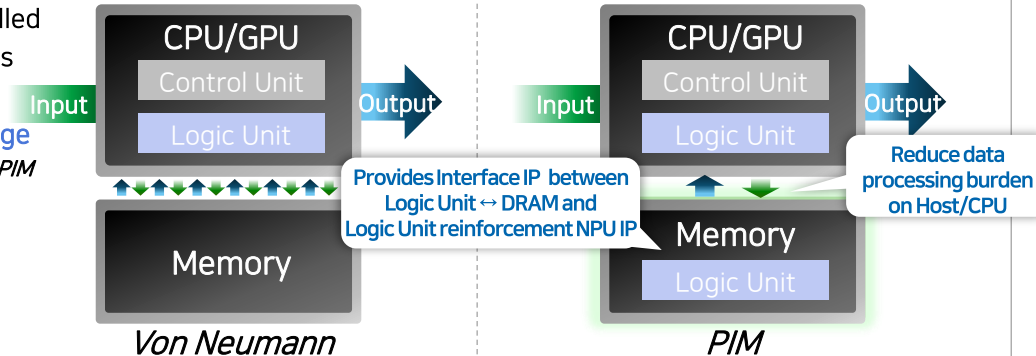
## CXL (Compute Express Link)

- CXL interface can flexibly expand memory without limitations on memory standard capacity and performance dependent on existing Host/CPU
  - Effectively supports **data intensive high-performance calculations** such as AI chips
- supplies **IP for the design of the CXL Controller chip**, the core of the CXL Memory Expander.



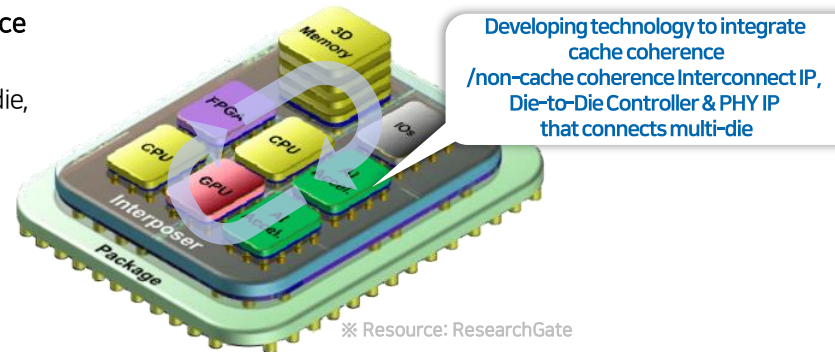
## PIM (Process-in-Memory)

- PIM off-loads some of the computational functions handled by the Host/CPU (von Neumann structure) and processes them in the PIM.
  - **Speed ↑, Power ↓ by simultaneous calculation & storage**
  - ※ Samsung is using HBM and SK Hynix is using GDDR6 for developing PIM
- Supplies **Memory System IP**, which is responsible for the data interface between Logic Unit and DRAM in PIM semiconductors, and **NPU IP** required to improve the performance of Logic Unit.



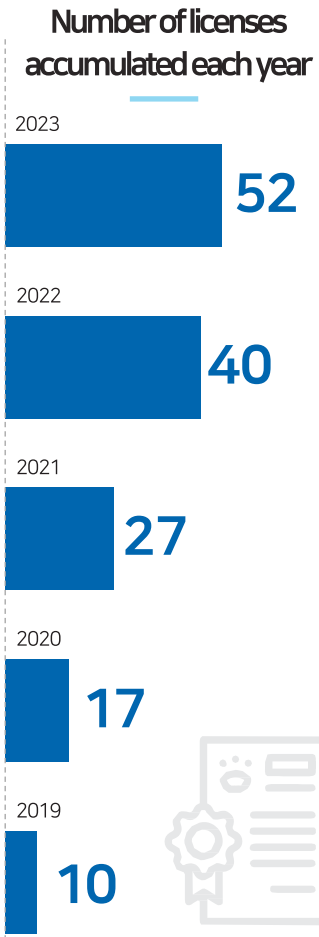
## Chiplet

- A chiplet is a SoC that is manufactured by dividing high-performance SoC functions into multiple dies and then packaging them.
  - **SoC development cost & Risk ↓**: Optimal process selection for each die, net die increase by reducing chip area
  - **Development period ↓**: Independent design for each die, use of previously verified chiplets possible
- provides **'On-chip & Chip-to-Chip Interconnect IP Solution'** that can implement multi-die interconnect technology beyond single-die standard interconnect IP.



# 04 | Verified Global Track Records

Expanding global track record as value recognized as the essential solution in various industries



**Intelligent security camera**

VISIONEXT nextchip  
eyenix PnpNetwork Technologies, Inc.

**Autonomous driving/In-vehicle face recognition**

AISIN Telechips  
nextchip G A O N CHIPS

**Server/storage devices**

SAMSUNG SK hynix  
ASICLAND GLENFLY  
Global company / novachips

**IoT / Mobile**

JLQ TECHNOLOGY MONTAGE Technology  
SENSCOMM GCT

**AI**

Micron StarFive 赛昉科技  
SemiFive DeepX

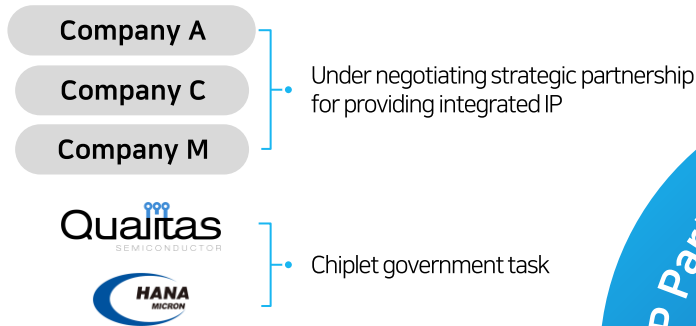
**Others (drones, PC, etc.)**

LX Semicon EUL  
ASICLAND

# 05 | Business Partnership with Global Enterprises

## Securing stable IP demands + Proactive response to advanced technologies and market trends

### Strengthening partnerships with IP companies



### Securing references with top-tier customers



### Strengthening partnerships with Foundries

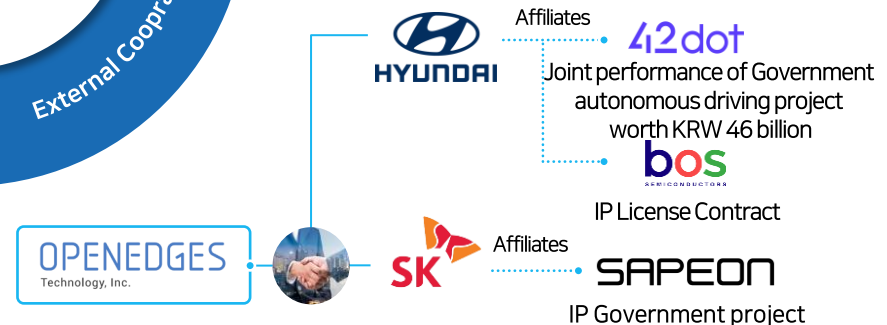


- 2 clients who licensed OE IPs are preparing mass production at TSMC
- OE is targeting to join as a formal partner in the TSMC IP Alliance Program



- Selected as SAFE\* IP Partner in 2018
- Expanding IP cooperation in the fields of memory interface IP

### Strengthening external cooperation



\* SAFE (Samsung Advanced Foundry Ecosystem)

# 03

## 2023 Business Performance

- 01. Sales
- 02. Operating Profit(Loss)
- 03. Contract Status
- 04. Sales revenue Breakdown

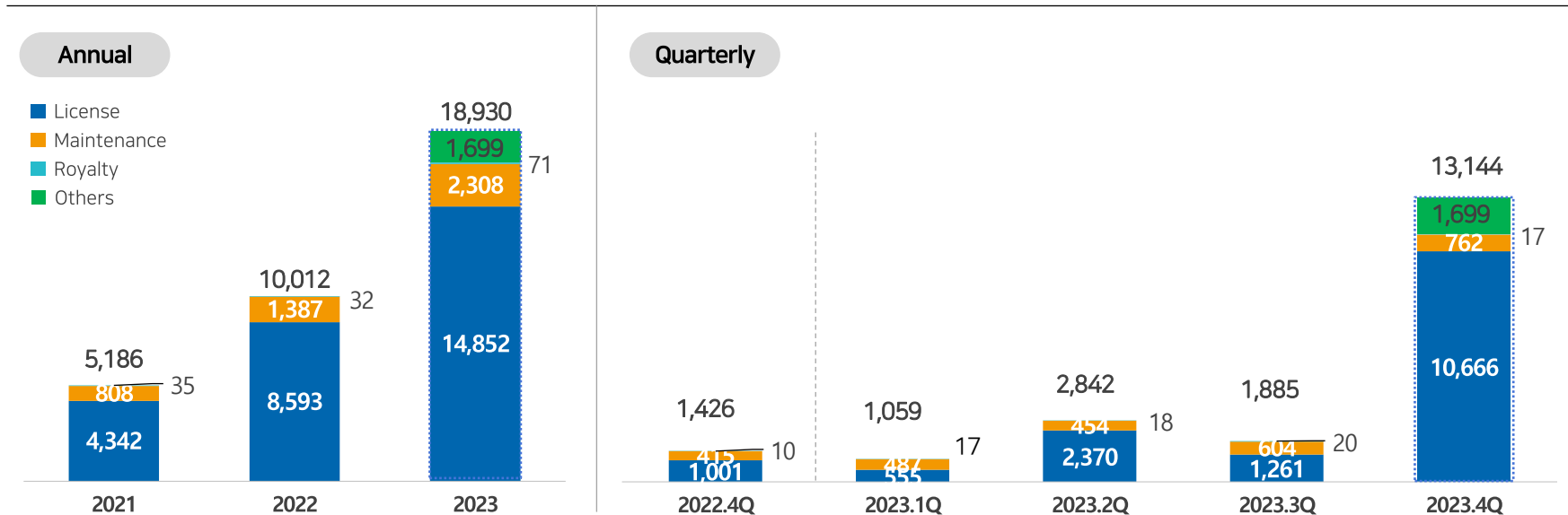


# 01 | Sales Revenue

**Annual sales of KRW 18.9 billion due to growth in license sales (YoY 89%), the 4th quarter also achieved the highest ever quarterly sales (YoY 822%, QoQ 597%). Continued high growth expected in 2024 based on already secured IP product competitiveness**

## Sales status

(Unit: KRW 1 million)



### Sales Analysis

- ✓ **License** : Due to increase in license since 1H of 2023, sales were recognized in earnest from the 4Q23
- ✓ **Maintenance**: Sales are being generated from a total 28 projects
- ✓ **Royalty**: Expected to continue to grow in the future due to increased mass production of chips by customers
- ✓ **Others**: Sales for operational and technical support services for Openedges Square

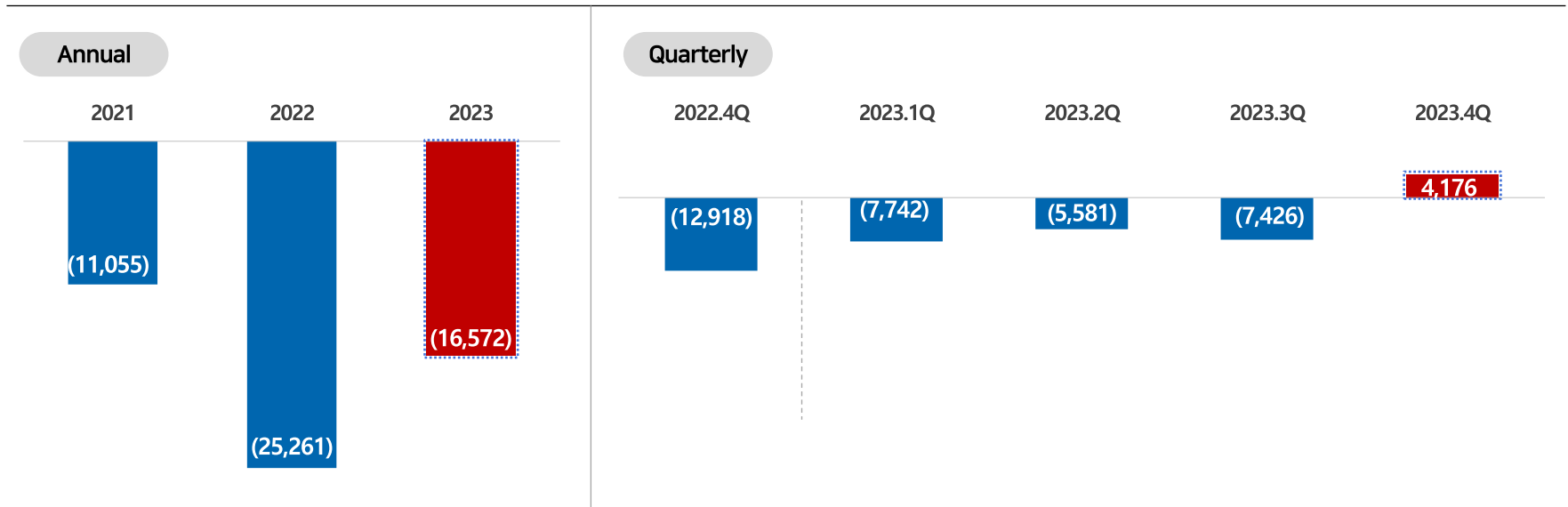


# 01 | Operating Profit(Loss)

An annual operating loss of KRW 16.6 billion, improved by KRW 8.7 billion YoY  
 First quarterly surplus in the 4Q23 due to significant growth in sales.  
 Expecting to improve Profitability significantly in 2024 due to sales growth.

## Operating Profit(Loss)

(Unit: KRW 1 million)



### Operating Profit Analysis

- ✓ Costs in 4Q23 stabilized, sales grew significantly, achieved company's first quarterly surplus.
- ✓ Most of the R&D expenses are for developing new IP, are being managed stably at around KRW 8 to 9 billion per quarter without burdening large one-off costs.
- ✓ Profitability is expected to improve significantly in 2024 due to stable costs and increased sales from IP licensing.

## 03 | Contract Status

**Sales growth slowed in the first half due to the delays in signing license contracts, but expected to grow from the 4Q based on gradually improved market situation**

### Financial and contract status

(Unit: KRW 1 million)

구분	Quarter				
	23.4Q	23.3Q	QoQ(%)	22.4Q	YoY(%)
Sales	13,144	1,885	597%	1,426	822%
Operating Profit (Loss)	4,176	(7,426)	N/A	(12,918)	N/A
Net Income (Loss)	4,955	(7,310)	N/A	(12,745)	N/A

#### Contract status

(Unit: case/\$M)	License Contract (FY2023)	License Contract (FY2022)	Note
Numbers	12	13	-
Sum of Contract value	\$15.5M	\$7.5M	2x growth

### Performance Analysis and outlook

#### 2023 Results

**Significant growth in sales by providing IP tailored to advanced processes & the latest memory standards**

- Sales and profitability continue to improve due to ASP increase  
→ ASP increase due to provision of advanced process IP such as Samsung 5nm, TSMC 6nm, etc.
- First quarterly surplus and preparing for preemptive market response through continuous IP development  
→ Efforts to dominate the market through the development of market leading IPs such as NPU V3.0, LP6 related IPs

#### 2024 Outlook

**Expect high sales growth and improved profitability due to IP licensing**

- Steady improvements in opportunities to secure contracts from 2H23
- Negotiating with more than 30 customers, including global top-tiers

**Expansion of collaboration in technology such as CXL, PIM, & Chiplet**

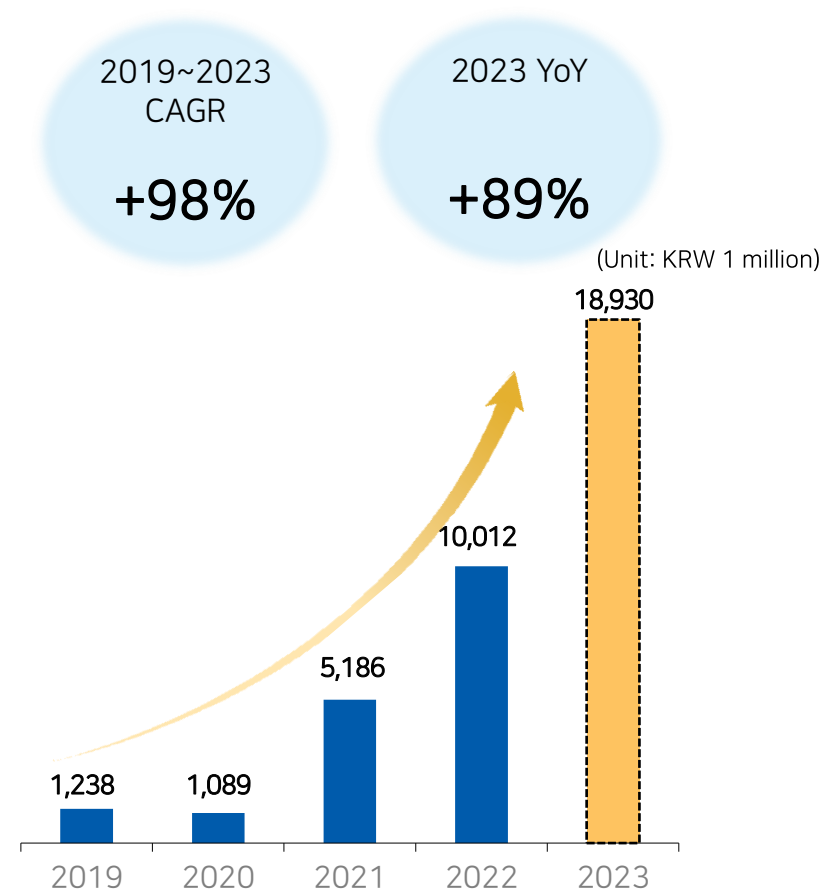
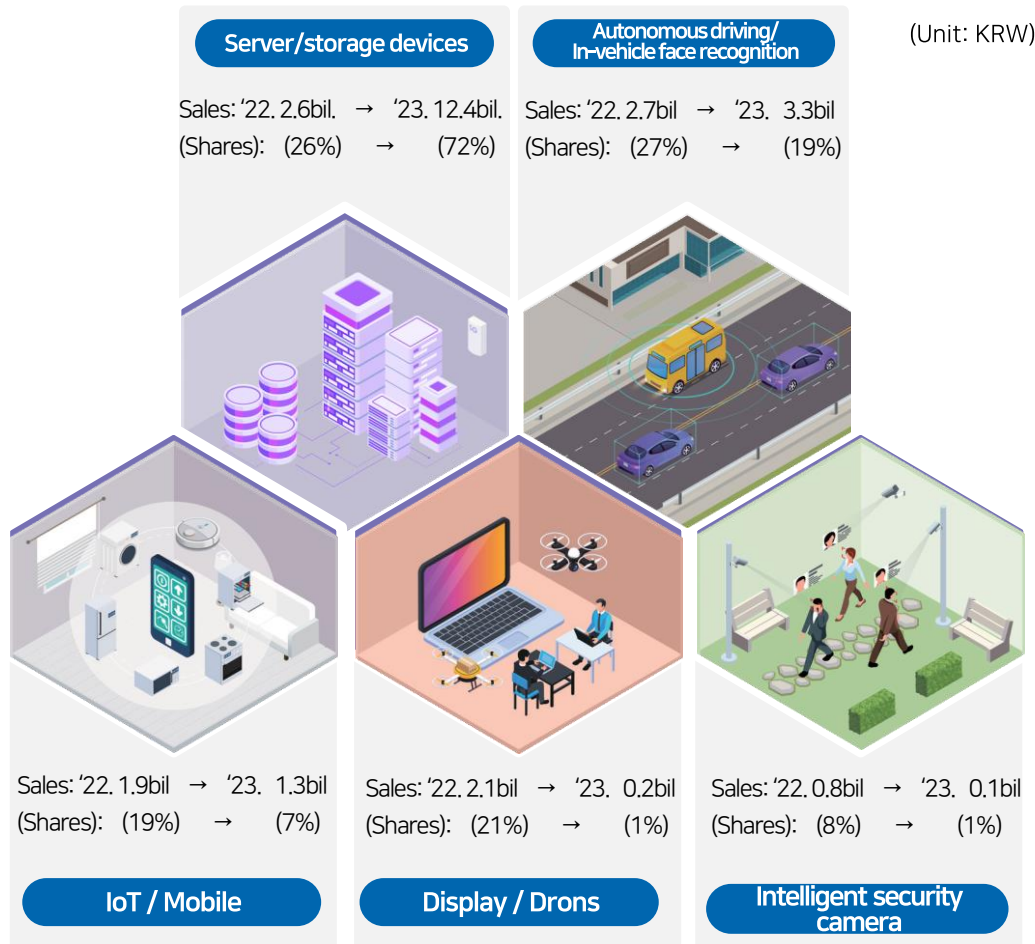
- 3 projects related to CXL ordered in 2023 are in progress
- In 2024, customized projects in the next semiconductor field such as CXL, PIM, and Chiplet are expected to further expand.

# 04 | Sales revenue Breakdown

Approximately doubles every year, and sales volume by industry also steadily increases

Generates various sales such as automotive and storage devices

Sales growth begins in earnest after '21



\* Excluding other sales (Openedges Square operating and technical support service sales)

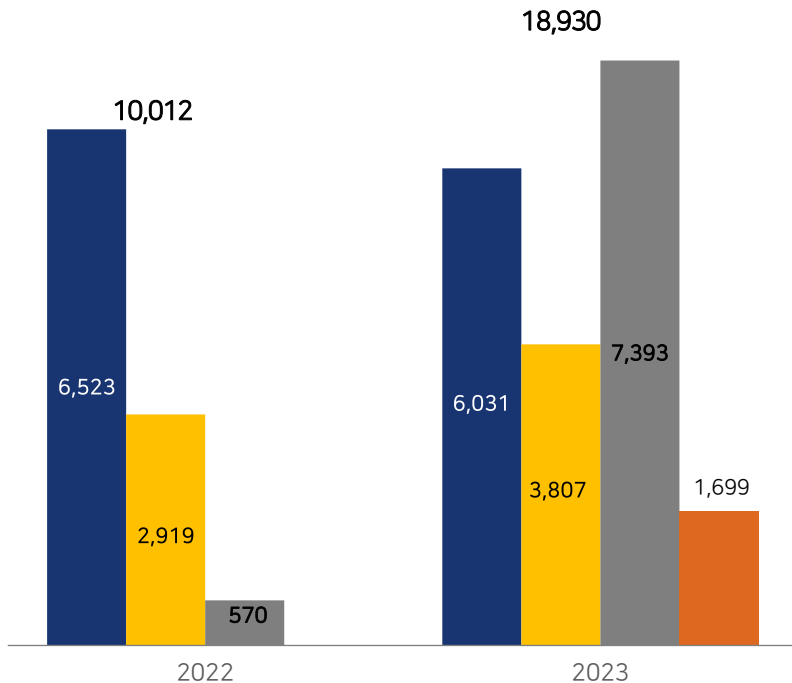
# 04 | Sales revenue Breakdown

As server needs, such as those related to data centers and CXL, increase, related sales grow significantly.

## Sales revenue Breakdown by Customer

- Fabless
- Designhouse
- Top-Tier
- Others

(Unit: KRW 1 million)

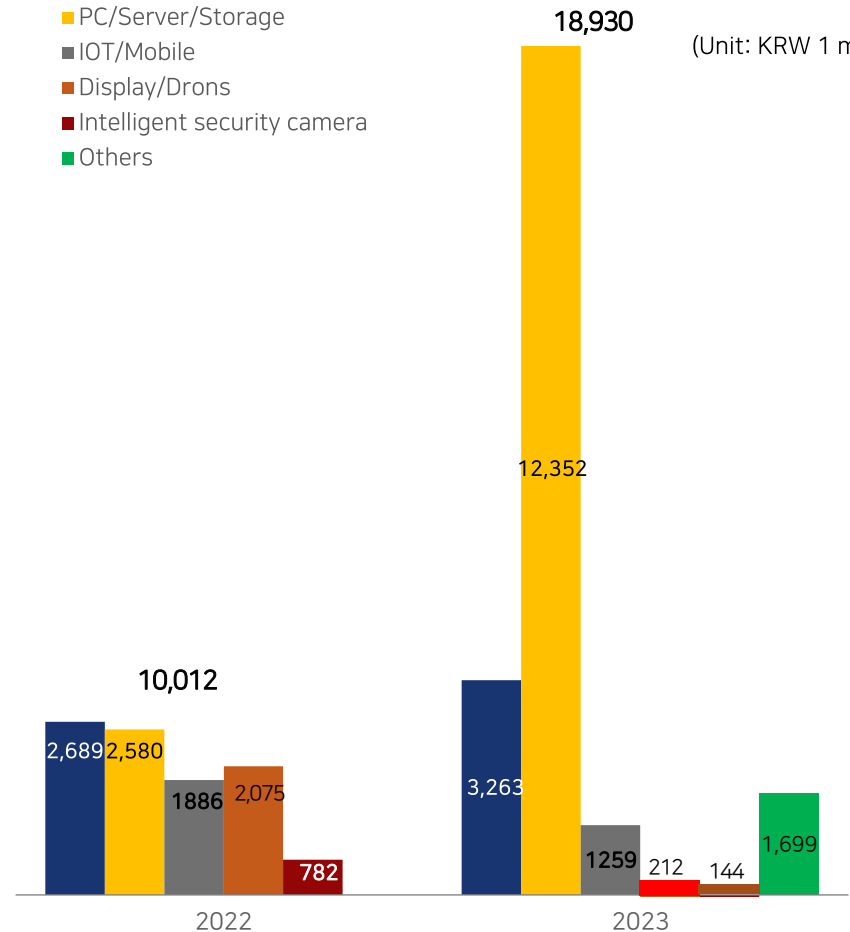


Others: Sales of operational and technical support services for Openedges Square

## Sales revenue Breakdown by application

- Automotive
- PC/Server/Storage
- IOT/Mobile
- Display/Drons
- Intelligent security camera
- Others

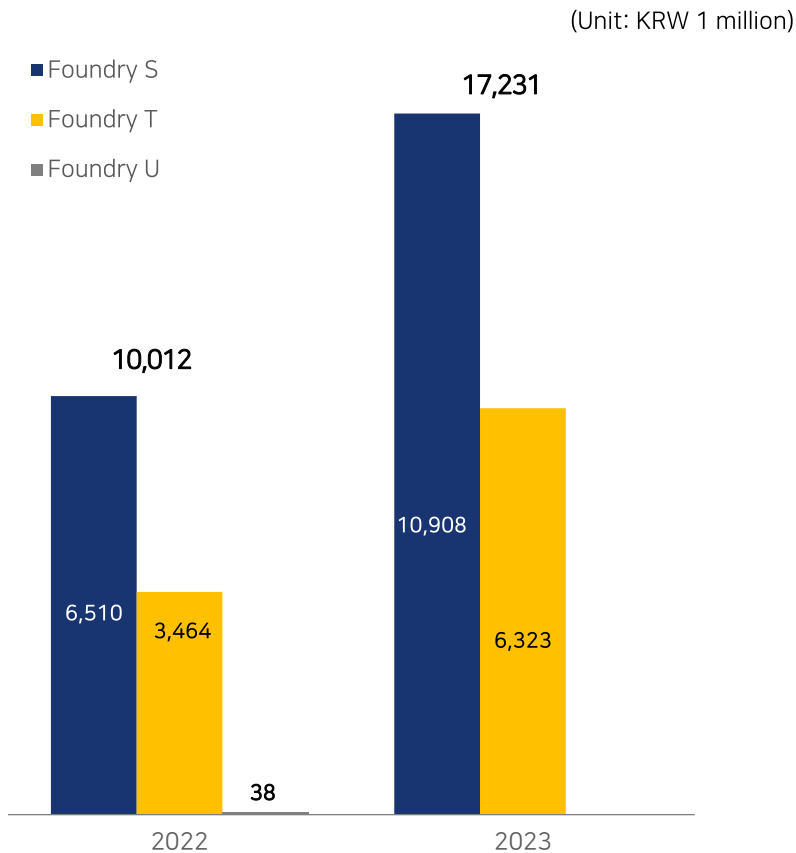
(Unit: KRW 1 million)



## 04 | Sales revenue Breakdown

### Sales volume for both of foundry S and T is growing rapidly YoY

#### Sales by foundry (based on SoC producers equipped with our IP)



#### Breakdown of Openedges sales revenue by foundry

##### Continued growth in sales volume of the two major foundries

Foundry S: Growth continues due to increased sales of lp5x related PHY IP

Foundry T: Rapid increase in related IP sales even before joining IP Alliance

\* After joining the IP Alliance of T, orders from T's customers are expected to surge

##### '21~'23 Openedges sales revenue by Foundries


	'21	'22	'23	YoY	CAGR ('21~'23)
S	3,182	6,510	10,908	67.6%	85%
(%)	(61%)	(65%)	(63%)		
T	1,661	3,464	6,323	82.5%	95%
(%)	(32%)	(35%)	(37%)		
U	343	38	-	-	
<b>Total</b>	<b>5,186</b>	<b>10,012</b>	<b>17,231</b>	<b>-</b>	<b>-</b>

\* Excluding other sales (Openedges Square operating and technical support service sales)

# 04

## Appendix

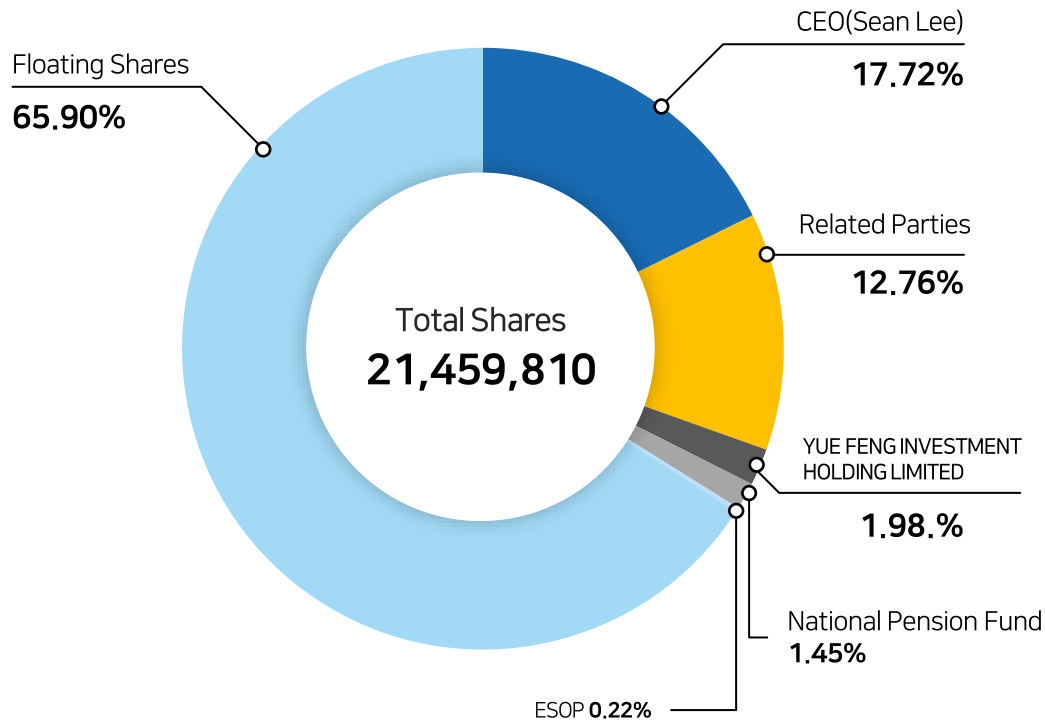
- 01. Shareholders
- 02. Openedges Square
- 03. Financial Statements Summary



# 01 | Shareholders

**Sean Lee (including related parties) owns a stake of 30.45%, securing management rights through stable ownership.**

## Shareholders



Name	Type	# of shares	%
CEO (Sean Lee)	Common	3,796,314	17.72%
Related Parties	Common	2,738,293	12.76%
YUE FENG INVESTMENT HOLDING LIMITED	Common	425,000	1.98%
National Pension Fund	Common	311,095	1.45%
ESOP	Common	47,999	0.22%
Floating Shares	Common	14,141,109	65.90%
<b>Total</b>		<b>21,459,810</b>	<b>100.00%</b>

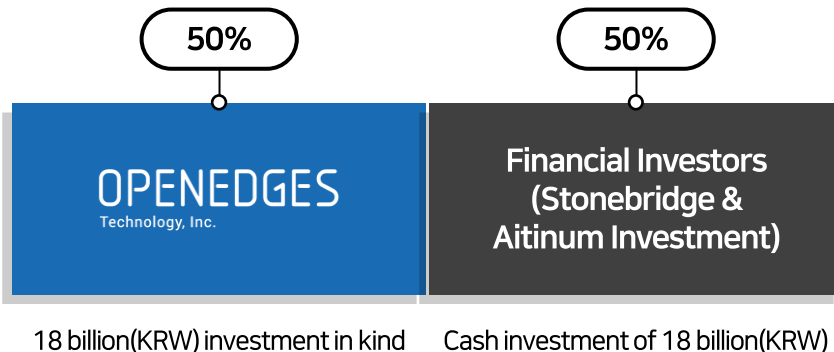
※ As of Dec. 31, 2023

# 02 | Openedges Square - Summary

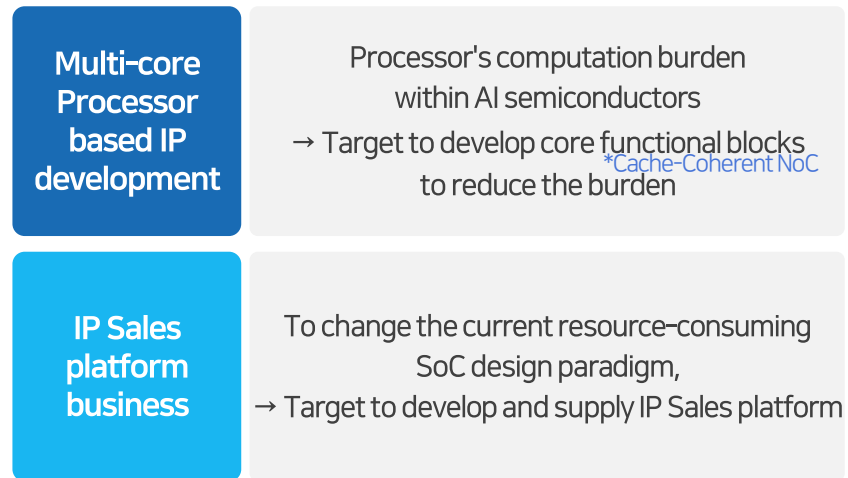
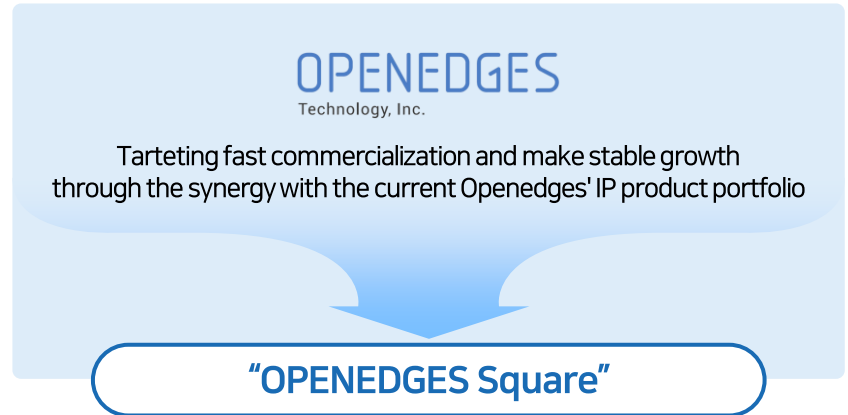
## Company Profile

Name	OPENEDGES Square
CEO	Sean Lee
Establishment	August 2023
Capital	36 bil.(Openedges 18 bil. Investment in kind ) (2 financial investors: 18 bil. Investment in cash)
Employees	7 people (as of November 1, 2023)
Workplace	Headquarters: 10th floor, Hyeonjuk Building, 114 Yeoksam-ro, Gangnam-gu, Seoul
Key points	Openedges HQ holds a call option for 35% of the financial investor's shares.

## Shareholders

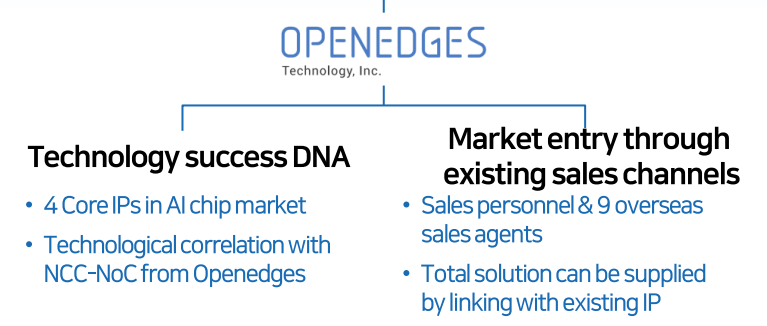
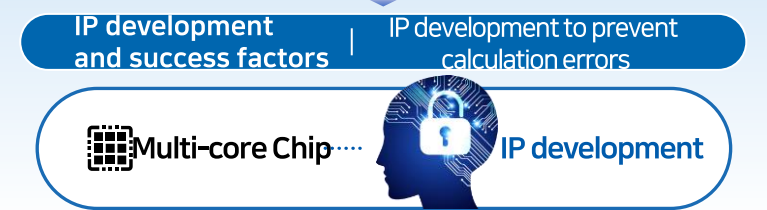
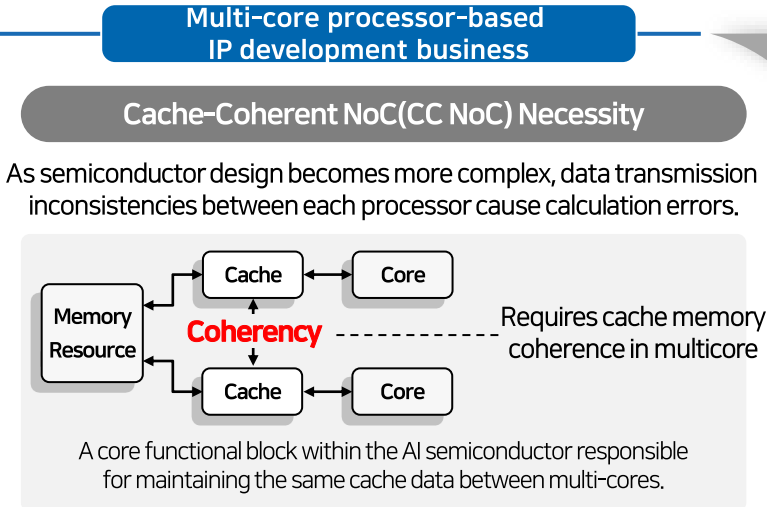


## Business Status



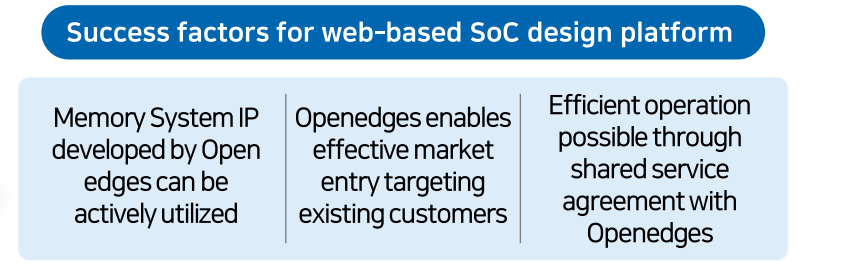
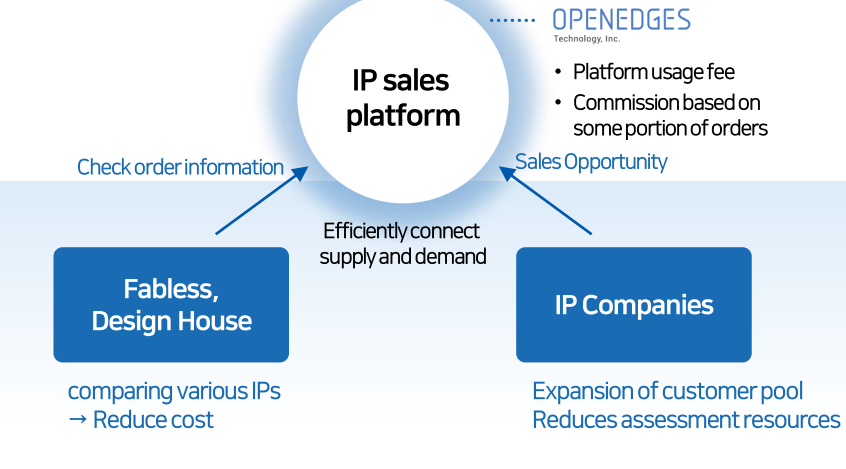
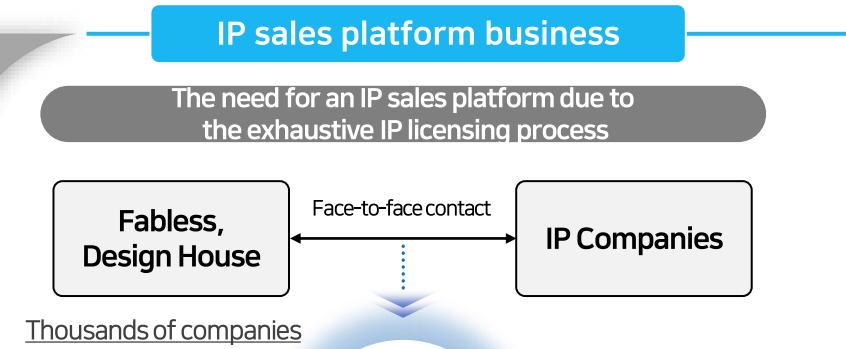


# 02 | Openedges Square - Main business areas



Present

Future



## 03 | Financial Statements Summary

### Summary of Financial Statements (Unit: KRW 1 million)

	2023	2022	2021	2020
Current Assets	29,903	44,304	29,020	6,216
Non-current Assets	14,447	9,552	7,077	4,075
<b>Total Assets</b>	<b>44,350</b>	<b>53,855</b>	<b>36,097</b>	<b>10,291</b>
Current Liabilities	19,704	18,318	9,171	5,477
Non-current Liabilities	4,762	3,288	6,374	31,551
<b>Total Liabilities</b>	<b>24,466</b>	<b>21,606</b>	<b>15,545</b>	<b>37,028</b>
Capital	2,146	2,116	1,653	15
Capital Surplus	98,259	96,376	58,927	-
Other Capital	3,578	2,026	3,007	1,697
Retained earnings	-84,099	-68,269	-43,035	-28,449
<b>Total Equity</b>	<b>19,884</b>	<b>32,249</b>	<b>20,553</b>	<b>-26,737</b>

※ Based on consolidated financial statements

### Summary of Income Statements (Unit: KRW 1 million)

	2023	2022	Change	Change(%)
<b>Sales</b>	<b>18,930</b>	<b>10,012</b>	8,918	89.1
Sales Management Expenses	35,502	35,273	229	0.6
<b>Operating Profits</b>	<b>-16,572</b>	<b>-25,261</b>	8,689	N/A
Financial Profits	1,502	1,409	93	6.6
Financial Costs	1,248	1,067	181	17.0
Other Profits	789	476	313	65.8
Other Costs	26	402	-377	-93.6
<b>Net Profit before Corporate Tax Costs</b>	<b>-15,556</b>	<b>-24,846</b>	9,291	N/A
Corporate Tax Costs	-12	380	-393	N/A
<b>Current Net Income</b>	<b>-15,543</b>	<b>-25,227</b>	9,683	N/A

※ Based on consolidated financial statements